

Founded in 1996, ORME is your partner for the development of test analysis tools. To meet the increasing needs of the test field, on the one hand we develop a complete software product suite, and on the other hand we can offer custom-made software and hardware solutions, as well as test analysis service and consulting.

We pay particular attention to keep a very close relationship with our customers, and remain attentive to their needs. Over twenty years of experience have enabled us to become a well-recognized and favored key contact of many industrialists.

SOME OF OUR CUSTOMERS:

Airbus, Airbus Defense & Space, ARAI, Autoliv, Bosch, Brakes India, CEA, CED, CNES (CSG Kourou), DGA, Delphi, Dongfeng-Peugeot, Dorel, EDF, Faurecia, Fujian-Benz, Harris, IFSTTAR, Latécoère, Leroy Somer, LIFT, Maruti Suzuki India, MGA Research, ONERA, L'Oréal, Peugeot-Citroën, Renault, Salomon, Schneider Electric, SAFRAN Aircraft Engines, SAFRAN Landing Systems, STAC, Team-TEX, Thalès Alenia Space, UTAC, Valeo, Zodiac Aerospace...



France - Headquarters

ORME
227 rue de Gennes
31670 Labège, FRANCE
Tel. +33 561 00 25 70
Fax +33 561 00 26 80
www.orme-toulouse.com
info@orme-toulouse.com

Japan

TOYO Corporation
1-6, Yaesu 1-chome, Chuo-ku,
Tokyo 103-8284, JAPAN
Tel. +81-3-3279-0771
Fax +81-3-5205-2030
www.toyo.co.jp

USA

Hyper-Imaging
Irving, TX
Tel. +1 949 233 2433
www.hyper-imaging.com
douglas.cebik@hyper-imaging.com

North America

Arnaud Seigne
204-271 St Zotique E
Montreal (QC) H2S 1L4, CANADA
Mob. +1 514 377-9961
www.orme-northamerica.com
info@orme-northamerica.com

China - Automotive

TStech
B608-610 Tsinghua Tongfang
High-Tech plaza
N°1 Wangzhuang Road
Haidian District
Beijing - 100083, P.R. CHINA
Tel. +86 10 82366086
Fax +86 10 82366085
www.ts-tech.com.cn
info@ts-tech.com.cn

Benelux - Spain - Portugal

IDT Europe bvba
Eekhoornstraat 22
B-3920 Lommel, BELGIUM
Tel. +32 11 551065
www.idteurope.eu
info@idteurope.eu

India

Megatech Engineering & Services Pvt Ltd
A2/10 Tapovan, Dongre Park, Chembur,
Mumbai
400074, INDIA
Tel. +91-22-2553 6023; 2553 4471;
2553 7579
Fax +91-22-2553 2317
megafive@vsnl.com

China - Aeronautics & Space

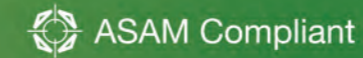
iSource Innovation Technology Ltd
Yingdu Building, Zhichun Road,
Haidian District, CHINA
Tel. 010-58732236
Fax 010-58732237
www.isourceinv.com

UK

IDT (UK) Ltd
Eastway House
7 Paynes Park, Hitchin
Herts SG5 1EH, UNITED KINGDOM
Tel. +44 (1462) 621124
www.idtvision.co.uk
drudeforth@idtvision.com

TRACKREPORT

TEST ANALYSIS & REPORT GENERATION SOFTWARE

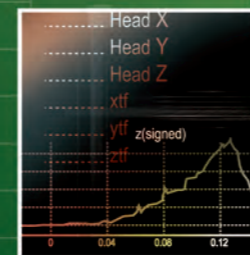


REPORT GENERATION

Graphic design of test report models
Automatic channel assignment
Curve and video synchronization
Various exports (html, avi...)

ALGORITHM DEVELOPMENT

Standard & specific calculation libraries
Automotive biomechanical criteria
Acoustic library

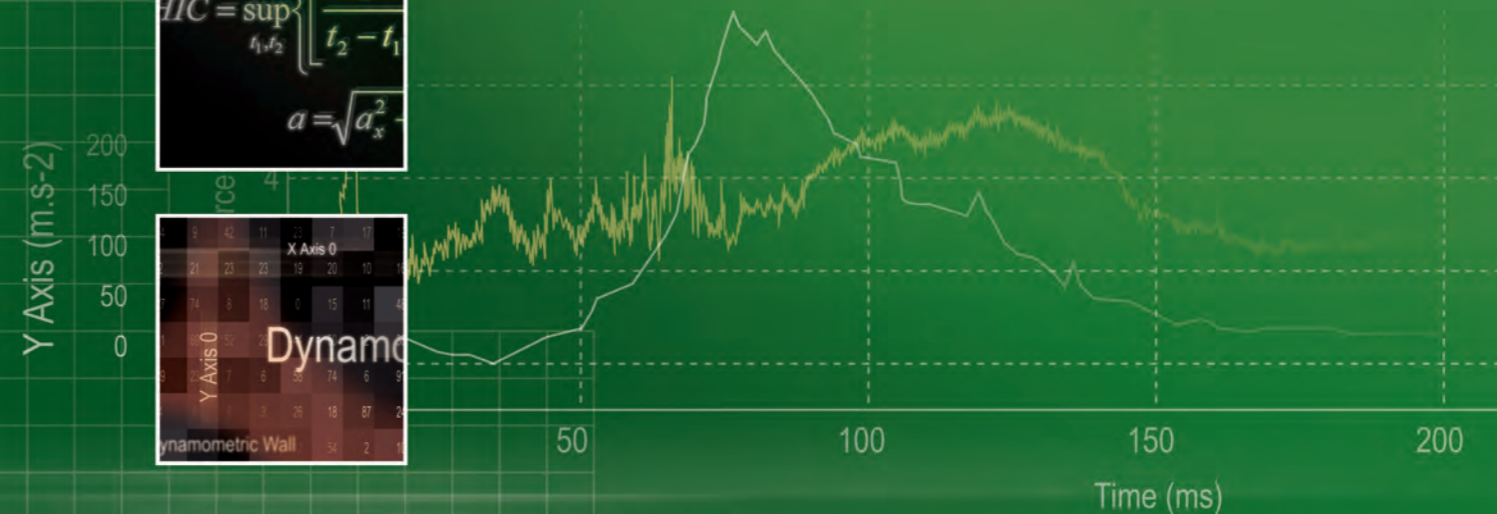


$$HIC = \sup_{t_1, t_2} \left\{ \frac{1}{t_2 - t_1} \int_{t_1}^{t_2} a_x^2 dt \right\}$$

$$a = \sqrt{a_x^2 + a_y^2 + a_z^2}$$



Y Axis (m.s-2)




Head X
Head Y
Head Z
xtf
ytf
ztf



ORME
Signals & Images

DATA ANALYSIS



TrackReport offers a full data visualization and analysis environment, where interactivity and automation help creating simulation or test reports. Configurable report models handle data post-processing algorithms as well as the graphical setup. The development of these report models is very intuitive and smooth, thanks to the various calculus libraries and a complete and dynamic graphical object suite: text areas, curves, tables, images, videos, color maps, bar charts, 3D-animations... The report models thus enable the generation of an accurate data set analysis and the corresponding report. Although being a standard and generalist tool, TrackReport's architecture remains open, enabling the user to develop specific data import/export functions, or new calculus libraries. TrackReport is now widely used to analyze and compare test and simulations in various fields: automotive, aeronautics, spatial, cosmetics, energy, defense...

EASY TO USE

Graphical setup of test report models
Computer-aided algorithm development
Automated unit management

INTERACTIVITY

Interactive report models through customized dialog boxes
Cursors, animations...

AUTOMATION

Automation of report edition tasks
TrackReport control and interactivity with other applications

ANALYZE

Superposition mode for data set comparison
3D visualization, synchronizations, and animated exports

COMPATIBILITY

Import of various data file formats
ASAM-ODS database connection

OPENNESS

Plug-in architecture for calculation and import/export functions
Software development kit for new functions


MODULES

TRACKREPORT STANDARD EDITION



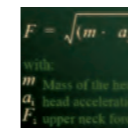
Report model creation

- Graphical creation of test report models
- Dynamic text areas, 2D-curves, bar charts, tables, color maps, images, videos, image sequences



Import of various data formats

- Standard formats
- ASCII files reader wizard
- Specific imports plug-in



Calculus libraries

- Mathematics, statistics, interpolation...
- Dialog boxes definition
- Specific libraries plug-in




Automatic report generation

- Interactive analyses
- Animations, cursors
- Data synchronization
- Data set comparison/superposition




Automated unit management

- Smooth unit recognition, conversion and management
- Automatic learning of new units




Results and data exports

- Standard formats
- ASCII formats
- Specific exports plug-in



Report export

- Animated HTML reports
- Image exports
- Print...



User programming

- TrackL Language, Visual C++ SDK
- Tasks automation using Java Scripts



ASAM-ODS Client Module

- ASAM-ODS database connection
- Data import/export
- Advanced search



Crash-Tests Calculations Module

- CFC filters, biomechanical criteria (neck, head, chest, leg...)
- Restraint systems norms
- Regulation implementation



3D Module

- 3D graphical object
- VRML import / export
- Navigation and animations



Acoustic Calculations Module

- A, B, C weighting, narrow-band, octave or third-octave conversion, OASPL, PNL, TC...
- Regulation implementation

SERVICES

- Report model writing
- Report model maintenances
- Specific calculus libraries development
- Specific import/export formats development

TRAINING

- TrackReport standard use
- TrackL language development
- Java Script for TrackReport
- Visual C++ plug-in development

Y Axis (m.s-2)
200
150
100
50
0